

Borrowing Library E-Books/Audio-Books with an Android E-Reader/Tablet

This guide is for e-readers that have an Android operating system. Android e-readers include: Google Nexus, Samsung Galaxy, Lenovo IdeaTab, Acer Tablets, Nabi, or Asus Tablets. (This list is not complete. Check your device manual for the operating system it uses.)

What you will need:

- An Android device
- An active Mid York library card and pin number
- OverDrive Media Console for Android devices




1. Install OverDrive Media Console

To enjoy audiobooks and eBooks on your Android device, you must first download an app called OverDrive Media Console.

- a. Download OverDrive's app from either Google Play or <http://omc.overdrive.com/android>

In the search box, type **OverDrive Media Console** (OMC). Locate OMC's icon and select Install then Confirm.

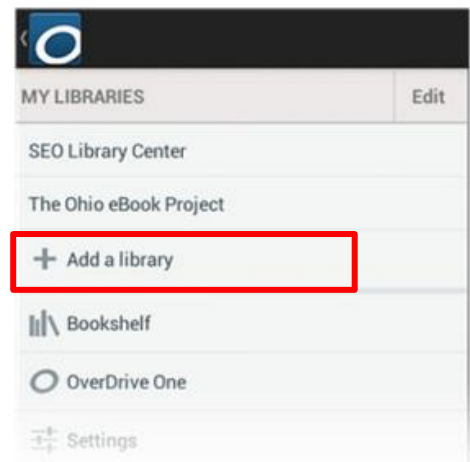


- b. OMC is now in your library. Go back to your Apps screen, then tap the OMC icon to get started.

2. Browse and check out eBooks through Mid York’s digital library

- a. Tapping the OverDrive Media Console icon in your apps library will open the app.
- b. Open your OMC Home menu by swiping from left to right across your screen to access your library list.
- c. If this is your first time using OverDrive, you will need to add a library to your list. Under My Libraries, click on **+ Add a library**.

Tip! Search by zip code and pick a library in the Mid-York Library System. It doesn’t matter which library you choose as long as it is in the Mid-York System. Example: New Hartford Public Library and New York Mills share the same digital library catalog.



- d. Tap the star to save your library’s website to your library list.
- e. Once you have added a library, tap the library’s name to go to the Mid-York’s MYlibrary2Go webpage. When MYlibrary2Go opens, find a book to borrow by tapping on the title on the homepage or running a search.



Tip! A black open book icon means there is a copy available to borrow immediately. A light grey icon means the book is taken out, but you can put your name on the hold list.

Available formats	
Kindle Book	USB Only
OverDrive READ	
Adobe EPUB eBook	


Series	
Study in Command	

Subjects	
History	
Military	
Nonfiction	

Copies	
Available:	1
Library copies:	1

f. Tap a book's cover or title to view its detail's page. With OverDrive you can either download an **EPUB or OverDrive READ** format eBook.

g. If there is a copy available to borrow immediately, there will be a button that says **Borrow**, if all copies are being used, the button will say **Place a Hold**. Click on **Borrow** to check it out. Sign in with your library card and pin if prompted. Your library card number is a 13-digit number starting with 1. If your library card has an "A" at the beginning, do not include it. Your pin is a four-digit number assigned when you got your library card. If you don't know your pin, try the last four digits of your phone number. If that doesn't work, call your local library for assistance.



A Portrait of the Artist as a Young Man
by James Joyce

Borrow

★★★★★
Sign in & rate this title.

A Portrait of the Artist as a Young Man is semi-autobiographical, following Joyce's fictional alter-ego through his artistic awakening. The young artist Steven Dedalus begins to rebel against the Irish...
[More...](#)

[Add to Wish List](#) [Buy It Now](#)

Available formats	
Kindle Book	
OverDrive READ	
Adobe EPUB eBook	
Adobe PDF eBook	
Open EPUB eBook	

Subjects	
Classic Literature	
Fiction	

Copies	
Available:	

Enter your Library card number and PIN to sign in.

Library card number

PIN

Sign In

h. From your bookshelf, click on **Download** and select a Format. Then click **Confirm & Download**.

Bookshelf

Note: If you download a title, its Return Title button options here.

Download
(Select one format)

Kindle Book

Adobe EPUB eBook

Adobe PDF eBook

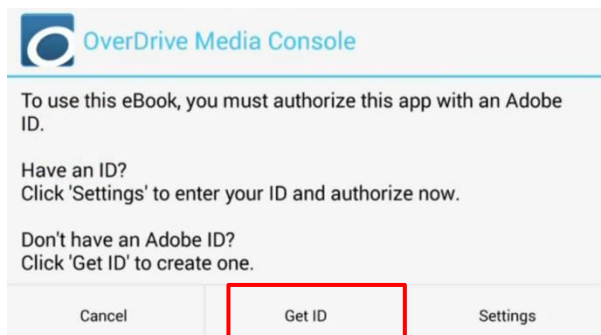
Open EPUB eBook

[Confirm & Download](#)

Note: You can download EPUB eBooks and MP3 audiobooks directly to OMC, or you can tap READ to open and read OverDrive Read eBooks right in your browser.

3. Authorize your device with an Adobe ID

The first time you try to download a DRM-protected eBook with OverDrive, you will be prompted to authorize your device with an Adobe ID. You can activate multiple devices with the same ID so you can read the same eBook on different devices. If you have an Adobe ID, enter it under Settings. If you do not have an ID, select **Get ID** when prompted. All you need is an email address and create a password.



OverDrive Media Console

To use this eBook, you must authorize this app with an Adobe ID.

Have an ID?
Click 'Settings' to enter your ID and authorize now.

Don't have an Adobe ID?
Click 'Get ID' to create one.

Cancel **Get ID** Settings



Create Adobe ID

Adobe ID (Email Address)
jdoe@domain.com

Password

Retype Password

First Name

Last Name

Country/Region
United States

Stay informed via email about Adobe products and services. [Learn more.](#)

Create

4. OMC automatically loads the book to your OMC bookshelf.

Downloaded books can be found on your OMC bookshelf until its due date. From your bookshelf, tap the title to open and begin reading. Unless it is renewed, it will automatically disappear from your bookshelf on its due date.